

 **Berenson**™

# APPLIANCE *PULL*

Supplement



Featuring the Metro Collection  
in Slate



# APPLIANCE PULLS

Scan the QR code above for more details!

## What are they and how can you incorporate them into your space?

Appliance pulls are the key to tying your kitchen together with a harmonious appearance. These pulls are simply longer and wider cabinet pulls, designed to handle what regular hardware cannot.

They are a convenient choice for tall pantry doors or heavy and wide storage drawers that would otherwise need multiple knobs or pulls. Use them on appliances such as ovens and dishwashers to match the hardware of your cabinets for a streamlined design.

All of our appliance pulls have a 10-24 tap for a strong and secure fit.



Appliance pulls come with (2) 10-24 x 1in. machine screws.

# TABLE OF CONTENTS

## GENERAL INFORMATION

Key to Codes	24
Spec Data	25-30
Showroom Displays	31

## 256mm CC LENGTH

Hillcrest	4-5
Village	4-5

## 12in. CC LENGTH

Aspire	4-5
Brookridge	6-7
Designers' Group Ten	6-7
Dierdra	6-7
Epoch Edge	8-9
Hearthstone	8-9
Laura	8-9
Radial Reign	10-11
Rivet Rebel	10-11
Roque	10-11
Subtle Surge	12-13
Tailored Traditional	12-13
Vested Interest	12-13

## NEW Products

## 320mm CC LENGTH

Elevate	14-15
---------	-------

## 448mm CC LENGTH

Meadow	14-15
--------	-------

## 18in. CC LENGTH

Aspire	14-15
Brookridge	16-17
Designers' Group Ten	16-17
Domestic Bliss	16-17
Elevate	18-19
Forté	18-19
Hearthstone	18-19
Metro	20-21
Radial Reign	20-21
Rivet Rebel	20-21
Subtle Surge	22-23
Swagger	22-23



# 256mm CC LENGTH

Scan the QR Code above for more details!



① Hillcrest • Featured in Brushed Nickel

Finishes:



Brushed Nickel  
BPN



Verona Bronze  
VB



② Village • Featured in Verona Bronze

Finishes:



Brushed Nickel  
BPN



Verona Bronze  
VB



# 12in. CC LENGTH

Scan the QR Code above for more details!



③ Aspire • Featured in Brushed Copper

Finishes:



Brushed Copper  
BC



Brushed Nickel  
BPN



Brushed Tin  
BT



Matte Black  
55



Modern  
Brushed Gold  
MDB



Polished Chrome  
26



Verona Bronze  
VB

## Part Numbers & Finishes

### Hillcrest

Finish	Part No.
① Brushed Nickel	2073-1BPN-P
Verona Bronze	2074-10VB-P

### Village

Finish	Part No.
Brushed Nickel	2083-1BPN-P
② Verona Bronze	2084-10VB-P

### Aspire

Finish	Part No.
③ Brushed Copper	2145-10BC-P
Brushed Nickel	9240-1BPN-P
Brushed Tin	9241-10BT-P
Matte Black	2139-1055-P
Modern Brushed Gold	2133-1MDB-P
Polished Chrome	9239-1026-P
Verona Bronze	2032-10VB-P



# 12in. CC LENGTH

Scan the QR Code above for more details!



① **Brookridge** • *Featured in Matte Black*

Finishes:



Brushed Nickel  
**BPN**



Matte Black  
**55**



Modern  
Brushed Gold  
**MDB**



Polished Chrome  
**26**



Verona Bronze  
**VB**



② **Designers' Group Ten** • *Featured in Polished Nickel*

Finishes:



Polished Nickel  
**14**



③ **Dierdra** • *Featured in Toasted Bronze*

Finishes:



Brushed Nickel  
**BPN**



Matte Black  
**55**




Modern  
Brushed Gold  
**MDB**



Polished Nickel  
**14**



Toasted Bronze  
**TB**



Vintage Nickel  
**VTN**



Weathered Nickel  
**WN**

**NEW  
Length**

## Part Numbers & Finishes

### Brookridge

Finish	Part No.
Brushed Nickel	2635-1BPN-P
① Matte Black	2636-1055-P
Modern Brushed Gold	2639-1MDB-P
Polished Chrome	2654-1026-P
Verona Bronze	2637-10VB-P

### Designers' Group Ten

Finish	Part No.
② Polished Nickel	2036-1014-P

### Dierdra

Finish	Part No.
Brushed Nickel	9854-1BPN-P
Matte Black	4172-1055-P
Modern Brushed Gold	4166-1MDB-P
Polished Nickel	9852-1014-P
③ Toasted Bronze	4218-10TB-P
Vintage Nickel	9804-1VTN-P
Weathered Nickel	9802-10WN-P




# 12in. CC LENGTH

Scan the QR Code above for more details!



① **Epoch Edge** • *Featured in Modern Brushed Gold*

Finishes:



Brushed Nickel  
**BPN**



Matte Black  
**55**




Modern  
Brushed Gold  
**MDB**



Polished Chrome  
**26**



Verona Bronze  
**VB**



Vintage Nickel  
**VTN**



② **Hearthstone** • *Featured in Brushed Nickel*

Finishes:



Brushed Nickel  
**BPN**




Matte Black  
**55**



Modern  
Brushed Gold  
**MDB**



Verona Bronze  
**VB**



Vintage Nickel  
**VTN**



Weathered  
Verona Bronze  
**WVB**



③ **Laura** • *Featured in Modern Brushed Gold*

Finishes:



Brushed Nickel  
**BPN**



Matte Black  
**55**



Modern  
Brushed Gold  
**MDB**



Polished Chrome  
**26**



Vintage Nickel  
**VTN**

**NEW**  
Length

## Part Numbers & Finishes

### Epoch Edge

Finish	Part No.
Brushed Nickel	1230-1BPN-P
Matte Black	1233-1055-P
① Modern Brushed Gold	1234-1MDB-P
Polished Chrome	1232-1026-P
Verona Bronze	1231-10VB-P
Vintage Nickel	1235-1VTN-P

### Hearthstone

Finish	Part No.
② Brushed Nickel	2035-1BPN-P
Matte Black	2038-1055-P
Modern Brushed Gold	2156-1MDB-P
Verona Bronze	2034-10VB-P
Vintage Nickel	2164-1VTN-P
Weathered Verona Bronze	2037-1WVB-P

### Laura

Finish	Part No.
Brushed Nickel	4193-1BPN-P
Matte Black	4212-1055-P
③ Modern Brushed Gold	4194-1MDB-P
Polished Chrome	4195-1026-P
Vintage Nickel	4196-1VTN-P




# 12in. CC LENGTH

Scan the QR Code above for more details!




## ① Radial Reign • *Featured in Slate*

Finishes:




## ② Rivet Rebel • *Featured in Matte Black and Brushed Nickel*

Finishes:



## ③ Roque • *Featured in Polished Chrome*

Finishes:



**NEW**  
Collection

# Part Numbers & Finishes

## Radial Reign

Finish	Part No.
Black Nickel	5077-4098-P
Brushed Nickel	5029-4BPN-P
Brushed Nickel and Matte Black	5071-4BPN55-P
Matte Black	5041-4055-P
Matte Black and Brushed Nickel	5065-455BPN-P
Matte Black and Modern Brushed Gold	5059-455MDB-P
Modern Brushed Gold	5053-4MDB-P
Polished Chrome	5035-4026-P
① Slate	5047-4SLT-P

## Rivet Rebel

Finish	Part No.
Brushed Nickel	5083-4BPN-P
Brushed Nickel and Matte Black	5125-4BPN55-P
Matte Black	5095-4055-P
② Matte Black and Brushed Nickel	5119-455BPN-P
Matte Black and Modern Brushed Gold	5113-455MDB-P
Modern Brushed Gold	5107-4MDB-P
Polished Chrome	5089-4026-P
Slate	5101-4SLT-P
Slate and Matte Black	5131-4SLT55-P

## Roque

Finish	Part No.
Black Nickel	8125-1098-P
Brushed Nickel	8101-1BPN-P
Matte Black	8095-1055-P
Modern Brushed Gold	8107-1MDB-P
③ Polished Chrome	8119-1026-P
Vintage Nickel	8113-1VTN-P



# 12in. CC LENGTH

Scan the QR Code above for more details!



## ① Subtle Surge • *Featured in Modern Brushed Gold*

Finishes:



Brushed Nickel  
**BPN**



Matte Black  
**55**




Modern  
Brushed Gold  
**MDB**



Polished Nickel  
**14**



Verona Bronze  
**VB**




Vintage Nickel  
**VTN**



## ② Tailored Traditional • *Featured in Matte Black*

Finishes:



Brushed Nickel  
**BPN**



Matte Black  
**55**




Modern  
Brushed Gold  
**MDB**



Polished Nickel  
**14**



Verona Bronze  
**VB**



Vintage Nickel  
**VTN**



## ③ Vested Interest • *Featured in Verona Bronze*

Finishes:



Brushed Nickel  
**BPN**



Verona Bronze  
**VB**



Vintage Nickel  
**VTN**

## Part Numbers & Finishes

### Subtle Surge

Finish	Part No.
Brushed Nickel	1266-1BPN-P
Matte Black	1269-1055-P
① Modern Brushed Gold	1270-1MDB-P
Polished Nickel	1268-1014-P
Verona Bronze	1267-10VB-P
Vintage Nickel	1271-1VTN-P

### Tailored Traditional

Finish	Part No.
Brushed Nickel	1302-1BPN-P
② Matte Black	1305-1055-P
Modern Brushed Gold	1306-1MDB-P
Polished Nickel	1304-1014-P
Verona Bronze	1303-10VB-P
Vintage Nickel	1307-1VTN-P

### Vested Interest

Finish	Part No.
Brushed Nickel	2335-1BPN-P
③ Verona Bronze	2336-10VB-P
Vintage Nickel	2373-1VTN-P




# 320mm CC LENGTH

Scan the QR Code above for more details!



## ① Elevate • *Featured in Graphite*

Finishes:



Brushed Nickel  
**BPN**




Graphite  
**GPH**




Matte Black  
**55**



Polished Chrome  
**26**



Satin Gold  
**SG**



Verona Bronze  
**VB**




# 448mm CC LENGTH

Scan the QR Code above for more details!



## ② Meadow • *Featured in Polished Chrome*

Finishes:



Brushed Nickel  
**BPN**




Graphite  
**GPH**



Matte Black  
**55**



Polished Chrome  
**26**



Satin Gold  
**SG**



Verona Bronze  
**VB**



# 18in. CC LENGTH

Scan the QR Code above for more details!



## ③ Aspire • *Featured in Modern Brushed Gold*

Finishes:



Brushed Nickel  
**BPN**



Brushed Tin  
**BT**



Matte Black  
**55**



Modern  
Brushed Gold  
**MDB**



Polished Chrome  
**26**



Verona Bronze  
**VB**

## Part Numbers & Finishes

### Elevate

Finish	Part No.
Brushed Nickel	2093-4BPN-P
① Graphite	2113-4GPH-P
Matte Black	2120-4055-P
Polished Chrome	2127-4026-P
Satin Gold	2106-40SG-P
Verona Bronze	2094-40VB-P

### Meadow

Finish	Part No.
Brushed Nickel	2302-4BPN-P
Graphite	2285-4GPH-P
Matte Black	2292-4055-P
② Polished Chrome	2299-4026-P
Satin Gold	2278-40SG-P
Verona Bronze	2301-40VB-P

### Aspire

Finish	Part No.
Brushed Nickel	2148-1BPN-P
Brushed Tin	2149-10BT-P
Matte Black	2140-1055-P
③ Modern Brushed Gold	2134-1MDB-P
Polished Chrome	2147-1026-P
Verona Bronze	2150-10VB-P





# 18in. CC LENGTH

Scan the QR Code above for more details!



**NEW Length**  
coming spring 2024

## ① Brookridge • Featured in Modern Brushed Gold

Finishes:



Brushed Nickel  
**BPN**



Matte Black  
**55**



Modern Brushed Gold  
**MDB**



## ② Designers' Group Ten • Featured in Polished Nickel

Finishes:




Polished Nickel  
**14**



**NEW Length**  
coming spring 2024

## ③ Domestic Bliss • Featured in Matte Black

Finishes:



Brushed Nickel  
**BPN**



Matte Black  
**55**



Modern Brushed Gold  
**MDB**

## Part Numbers & Finishes

### Brookridge

Finish	Part No.
Brushed Nickel	2657-1BPN-P
Matte Black	2658-1055-P
① Modern Brushed Gold	2659-1MDB-P

### Designers' Group Ten

Finish	Part No.
② Polished Nickel	4154-1014-P

### Domestic Bliss

Finish	Part No.
Brushed Nickel	2419-1BPN-P
③ Matte Black	2420-1055-P
Modern Brushed Gold	2421-1MDB-P




# 18in. CC LENGTH

Scan the QR Code above for more details!



### ① Elevate • *Featured in Graphite*

Finishes:




Brushed Nickel  
**BPN**




Graphite  
**GPH**



Matte Black  
**55**



Polished Chrome  
**26**



Satin Gold  
**SG**




Verona Bronze  
**VB**



### ② Forté • *Featured in Verona Bronze*


Finishes:



Brushed Nickel  
**BPN**



Oil Rubbed Bronze  
**ORB**



Verona Bronze  
**VB**



Weathered Nickel  
**WN**



### ③ Hearthstone • *Featured in Modern Brushed Gold*

Finishes:



Brushed Nickel  
**BPN**



Matte Black  
**55**



Modern Brushed Gold  
**MDB**



Verona Bronze  
**VB**



Vintage Nickel  
**VTN**

## Part Numbers & Finishes

### Elevate

Finish	Part No.
Brushed Nickel	2101-4BPN-P
Ⓞ Graphite	2114-4GPH-P
Matte Black	2121-4055-P
Polished Chrome	2128-4026-P
Satin Gold	2107-40SG-P
Verona Bronze	2100-40VB-P

### Forté

Finish	Part No.
Brushed Nickel	8297-1BPN-P
Oil Rubbed Bronze	8299-1ORB-P
Ⓞ Verona Bronze	8298-1VB-P
Weathered Nickel	8300-1WN-P

### Hearthstone

Finish	Part No.
Brushed Nickel	2168-1BPN-P
Matte Black	2169-1055-P
Ⓞ Modern Brushed Gold	2157-1MDB-P
Verona Bronze	2167-10VB-P
Vintage Nickel	2165-1VTN-P



# 18in. CC LENGTH

Scan the QR Code above for more details!




① Metro • Featured in Matte Black

Finishes:




② Radial Reign • Featured in Matte Black and Modern Brushed Gold

Finishes:



③ Rivet Rebel • Featured in Brushed Nickel

Finishes:



## Part Numbers & Finishes

### Metro

Finish	Part No.
Brushed Nickel	9860-1BPN-P
Ⓞ Matte Black	9861-1055-P
Modern Brushed Gold	9912-1MDB-P
Polished Chrome	9916-1026-P
Slate	9973-1SLT-P

### Radial Reign

Finish	Part No.
Brushed Nickel	5136-4BPN-P
Matte Black	5137-4055-P
Matte Black and Brushed Nickel	5140-455BPN-P
Ⓞ Matte Black and Modern Brushed Gold	5138-455MDB-P
Modern Brushed Gold	5139-4MDB-P

### Rivet Rebel

Finish	Part No.
Ⓞ Brushed Nickel	5133-4BPN-P
Matte Black	5134-4055-P
Matte Black and Modern Brushed Gold	5132-455MDB-P
Modern Brushed Gold	5135-4MDB-P

**NEW Length**  
coming spring 2024

**NEW Length**  
coming spring 2024



# 18in. CC LENGTH

Scan the QR Code above for more details!



## ① Subtle Surge • Featured in Brushed Nickel

Finishes:



Brushed Nickel  
**BPN**



Matte Black  
**55**




Modern  
Brushed Gold  
**MDB**



Polished Nickel  
**14**



Verona Bronze  
**VB**




Vintage Nickel  
**VTN**



## ② Swagger • Featured in Modern Brushed Gold

Finishes:



Black Nickel  
**98**



Brushed Nickel  
**BPN**



Matte Black  
**55**



Modern  
Brushed Gold  
**MDB**

**NEW  
Length**

## Part Numbers & Finishes

### Subtle Surge

Finish	Part No.
① Brushed Nickel	1115-1BPN-P
Matte Black	1119-1055-P
Modern Brushed Gold	1114-1MDB-P
Polished Nickel	1116-1014-P
Verona Bronze	1117-10VB-P
Vintage Nickel	1118-1VTN-P

### Swagger

Finish	Part No.
Black Nickel	2416-1098-P
Brushed Nickel	2413-1BPN-P
Matte Black	2417-1055-P
② Modern Brushed Gold	2415-1MDB-P



# KEY TO CODES

Scan the QR Code for more details!

## PART NUMBER BREAKDOWN


Parts Are Identified As Follows:

**ITEM #:** Four-digit item code  
(followed by a dash)

**MATERIAL:** One-digit primary material code

**FINISH:** Two-digit code or a character code  
(two or three letters) to distinguish the finish (followed by a dash)

**PACKAGING:** One-letter packaging code



**EXAMPLE**

Part Number:  
**2368-1MDB-P**

ITEM #      MATERIAL      FINISH      PACKAGING

Description of Above Example:  
Zinc Diecast, Modern Brushed Gold,  
Polybagged w/Mounting Hardware

## KEY TO MATERIAL CODES

- 1 Zinc Diecast (Zamac)
- 4 Aluminum

## KEY TO FINISH CODES

- 55 Matte Black
- 55BPN Matte Black and Brushed Nickel
- 55MDB Matte Black and Modern Brushed Gold
- 98 Black Nickel
- BC Brushed Copper
- BPN Brushed Nickel
- BPN55 Brushed Nickel and Matte Black
- BT Brushed Tin
- GPH Graphite
- MDB Modern Brushed Gold
- ORB Oil Rubbed Bronze

## KEY TO PACKAGING CODES

- P Item is individually polybagged with 10-24 x 1 in. screws or other mounting hardware.

- 26 Polished Chrome
- 14 Polished Nickel
- SG Satin Gold
- SLT Slate
- SLT55 Slate and Matte Black
- TB Toasted Bronze
- VB Verona Bronze
- VTN Vintage Nickel
- WN Weathered Nickel
- WVB Weathered Verona Bronze



## PRICING BREAKDOWN

Scan the QR code for the most updated pricing brackets for codes A-E.

# SPEC DATA

## Hillcrest 256mm CC

Part No.	Finish	Material	CC	Length	Width	Height/Projection	Hand Clearance	Base	Page No.
2073-1BPN-P	Brushed Nickel	Zinc	256mm	12in.	1 13/16in.	1 7/16in.	1 7/16in.	1 3/16in.	4
2074-10VB-P	Verona Bronze	Zinc	256mm	12in.	1 13/16in.	1 7/16in.	1 7/16in.	1 3/16in.	4

## Village 256mm CC

Part No.	Finish	Material	CC	Length	Width	Height/Projection	Hand Clearance	Base	Page No.
2083-1BPN-P	Brushed Nickel	Zinc	256mm	12 3/4in.	1 5/16in.	1 5/16in.	1 1/2in.	1 5/16in.	4
2084-10VB-P	Verona Bronze	Zinc	256mm	12 3/4in.	1 5/16in.	1 5/16in.	1 1/2in.	1 5/16in.	4

## Aspire 12in. CC

Part No.	Finish	Material	CC	Length	Width	Height/Projection	Hand Clearance	Base	Page No.
2145-10BC-P	Brushed Copper	Zinc	12in.	12 7/16in.	1in.	1 13/16in.	1 1/4in.	7/16in.	4
9240-1BPN-P	Brushed Nickel	Zinc	12in.	12 7/16in.	1in.	1 13/16in.	1 1/4in.	7/16in.	4
9241-10BT-P	Brushed Tin	Zinc	12in.	12 7/16in.	1in.	1 13/16in.	1 1/4in.	7/16in.	4
2139-1055-P	Matte Black	Zinc	12in.	12 7/16in.	1in.	1 13/16in.	1 1/4in.	7/16in.	4
2133-1MDB-P	Modern Brushed Gold	Zinc	12in.	12 7/16in.	1in.	1 13/16in.	1 1/4in.	7/16in.	4
9239-1026-P	Polished Chrome	Zinc	12in.	12 7/16in.	1in.	1 13/16in.	1 1/4in.	7/16in.	4
2032-10VB-P	Verona Bronze	Zinc	12in.	12 7/16in.	1in.	1 13/16in.	1 1/4in.	7/16in.	4

## Brookridge 12in. CC

Part No.	Finish	Material	CC	Length	Width	Height/Projection	Hand Clearance	Base	Page No.
2635-1BPN-P	Brushed Nickel	Zinc	12in.	12 3/4in.	27/32in.	1 3/4in.	1 21/64in.	19/32in.	6
2636-1055-P	Matte Black	Zinc	12in.	12 3/4in.	27/32in.	1 3/4in.	1 21/64in.	19/32in.	6
2639-1MDB-P	Modern Brushed Gold	Zinc	12in.	12 3/4in.	27/32in.	1 3/4in.	1 21/64in.	19/32in.	6
2654-1026-P	Polished Chrome	Zinc	12in.	12 3/4in.	27/32in.	1 3/4in.	1 21/64in.	19/32in.	6
2637-10VB-P	Verona Bronze	Zinc	12in.	12 3/4in.	27/32in.	1 3/4in.	1 21/64in.	19/32in.	6

## Designers' Group Ten 12in. CC

Part No.	Finish	Material	CC	Length	Width	Height/Projection	Hand Clearance	Base	Page No.
2036-1014-P	Polished Nickel	Zinc	12in.	13 3/8in.	3/4in.	1 13/16in.	1 23/64in.	1 1/16in.	6

## Dierdra 12in. CC

Part No.	Finish	Material	CC	Length	Width	Height/Projection	Hand Clearance	Base	Page No.
9854-1BPN-P	Brushed Nickel	Zinc	12in.	13 1/4in.	7/8in.	1 21/32in.	1 1/16in.	5/8in.	6
4172-1055-P	Matte Black	Zinc	12in.	13 1/4in.	7/8in.	1 21/32in.	1 1/16in.	5/8in.	6
4166-1MDB-P	Modern Brushed Gold	Zinc	12in.	13 1/4in.	7/8in.	1 21/32in.	1 1/16in.	5/8in.	6
9852-1014-P	Polished Nickel	Zinc	12in.	13 1/4in.	7/8in.	1 21/32in.	1 1/16in.	5/8in.	6
4218-10TB-P	Toasted Bronze	Zinc	12in.	13 1/4in.	7/8in.	1 21/32in.	1 1/16in.	5/8in.	6
9804-1VTN-P	Vintage Nickel	Zinc	12in.	13 1/4in.	7/8in.	1 21/32in.	1 1/16in.	5/8in.	6
9802-10WN-P	Weathered Nickel	Zinc	12in.	13 1/4in.	7/8in.	1 21/32in.	1 1/16in.	5/8in.	6

# SPEC DATA

## Epoch Edge 12in. CC

Part No.	Finish	Material	CC	Length	Width	Height/Projection	Hand Clearance	Base	Page No.
1230-1BPN-P	Brushed Nickel	Zinc	12in.	12 7/8in.	7/8in.	1 1/16in.	1 7/32in.	1in.	8
1233-1055-P	Matte Black	Zinc	12in.	12 7/8in.	7/8in.	1 1/16in.	1 7/32in.	1in.	8
1234-1MDB-P	Modern Brushed Gold	Zinc	12in.	12 7/8in.	7/8in.	1 1/16in.	1 7/32in.	1in.	8
1232-1026-P	Polished Chrome	Zinc	12in.	12 7/8in.	7/8in.	1 1/16in.	1 7/32in.	1in.	8
1231-10VB-P	Verona Bronze	Zinc	12in.	12 7/8in.	7/8in.	1 1/16in.	1 7/32in.	1in.	8
1235-1VTN-P	Vintage Nickel	Zinc	12in.	12 7/8in.	7/8in.	1 1/16in.	1 7/32in.	1in.	8

## Hearthstone 12in. CC

Part No.	Finish	Material	CC	Length	Width	Height/Projection	Hand Clearance	Base	Page No.
2035-1BPN-P	Brushed Nickel	Zinc	12in.	13 3/8in.	3/4in.	1 13/16in.	1 23/64in.	1 1/16in.	8
2038-1055-P	Matte Black	Zinc	12in.	13 3/8in.	3/4in.	1 13/16in.	1 23/64in.	1 1/16in.	8
2156-1MDB-P	Modern Brushed Gold	Zinc	12in.	13 3/8in.	3/4in.	1 13/16in.	1 23/64in.	1 1/16in.	8
2034-10VB-P	Verona Bronze	Zinc	12in.	13 3/8in.	3/4in.	1 13/16in.	1 23/64in.	1 1/16in.	8
2164-1VTN-P	Vintage Nickel	Zinc	12in.	13 3/8in.	3/4in.	1 13/16in.	1 23/64in.	1 1/16in.	8
2037-1WVB-P	Weathered Verona Bronze	Zinc	12in.	13 3/8in.	3/4in.	1 13/16in.	1 23/64in.	1 1/16in.	8

## Laura 12in. CC

Part No.	Finish	Material	CC	Length	Width	Height/Projection	Hand Clearance	Base	Page No.
4193-1BPN-P	Brushed Nickel	Zinc	12in.	13 5/8in.	1 1/2in.	1 17/32in.	1 1/4in.	9/16in.	8
4212-1055-P	Matte Black	Zinc	12in.	13 5/8in.	1 1/2in.	1 17/32in.	1 1/4in.	9/16in.	8
4194-1MDB-P	Modern Brushed Gold	Zinc	12in.	13 5/8in.	1 1/2in.	1 17/32in.	1 1/4in.	9/16in.	8
4195-1026-P	Polished Chrome	Zinc	12in.	13 5/8in.	1 1/2in.	1 17/32in.	1 1/4in.	9/16in.	8
4196-1VTN-P	Vintage Nickel	Zinc	12in.	13 5/8in.	1 1/2in.	1 17/32in.	1 1/4in.	9/16in.	8

## Radial Reign 12in. CC

Part No.	Finish	Material	CC	Length	Width	Height/Projection	Hand Clearance	Base	Page No.
5077-4098-P	Black Nickel	Aluminum	12in.	14 3/8in.	23/32in.	1 7/16in.	13/16in.	15/32in.	10
5029-4BPN-P	Brushed Nickel	Aluminum	12in.	14 3/8in.	23/32in.	1 7/16in.	13/16in.	15/32in.	10
5071-4BPN55-P	Brushed Nickel and Matte Black	Aluminum	12in.	14 3/8in.	23/32in.	1 7/16in.	13/16in.	15/32in.	10
5041-4055-P	Matte Black	Aluminum	12in.	14 3/8in.	23/32in.	1 7/16in.	13/16in.	15/32in.	10
5065-455BPN-P	Matte Black and Brushed Nickel	Aluminum	12in.	14 3/8in.	23/32in.	1 7/16in.	13/16in.	15/32in.	10
5059-455MDB-P	Matte Black and Modern Brushed Gold	Aluminum	12in.	14 3/8in.	23/32in.	1 7/16in.	13/16in.	15/32in.	10
5053-4MDB-P	Modern Brushed Gold	Aluminum	12in.	14 3/8in.	23/32in.	1 7/16in.	13/16in.	15/32in.	10
5035-4026-P	Polished Chrome	Aluminum	12in.	14 3/8in.	23/32in.	1 7/16in.	13/16in.	15/32in.	10
5047-4SLT-P	Slate	Aluminum	12in.	14 3/8in.	23/32in.	1 7/16in.	13/16in.	15/32in.	10

# SPEC DATA

## Rivet Rebel 12in. CC

Part No.	Finish	Material	CC	Length	Width	Height/Projection	Hand Clearance	Base	Page No.
5083-4BPN-P	Brushed Nickel	Aluminum	12in.	14 3/8in.	23/32in.	1 7/16in.	13/16in.	15/32in.	10
5125-4BPN55-P	Brushed Nickel and Matte Black	Aluminum	12in.	14 3/8in.	23/32in.	1 7/16in.	13/16in.	15/32in.	10
5095-4055-P	Matte Black	Aluminum	12in.	14 3/8in.	23/32in.	1 7/16in.	13/16in.	15/32in.	10
5119-455BPN-P	Matte Black and Brushed Nickel	Aluminum	12in.	14 3/8in.	23/32in.	1 7/16in.	13/16in.	15/32in.	10
5113-455MDB-P	Matte Black and Modern Brushed Gold	Aluminum	12in.	14 3/8in.	23/32in.	1 7/16in.	13/16in.	15/32in.	10
5107-4MDB-P	Modern Brushed Gold	Aluminum	12in.	14 3/8in.	23/32in.	1 7/16in.	13/16in.	15/32in.	10
5089-4026-P	Polished Chrome	Aluminum	12in.	14 3/8in.	23/32in.	1 7/16in.	13/16in.	15/32in.	10
5101-4SLT-P	Slate	Aluminum	12in.	14 3/8in.	23/32in.	1 7/16in.	13/16in.	15/32in.	10
5131-4SLT55-P	Slate and Matte Black	Aluminum	12in.	14 3/8in.	23/32in.	1 7/16in.	13/16in.	15/32in.	10

## Roque 12in. CC

Part No.	Finish	Material	CC	Length	Width	Height/Projection	Hand Clearance	Base	Page No.
8125-1098-P	Black Nickel	Zinc	12in.	12 1/2in.	25/32in.	1 11/32in.	29/32in.	15/32in.	10
8101-1BPN-P	Brushed Nickel	Zinc	12in.	12 1/2in.	25/32in.	1 11/32in.	29/32in.	15/32in.	10
8095-1055-P	Matte Black	Zinc	12in.	12 1/2in.	25/32in.	1 11/32in.	29/32in.	15/32in.	10
8107-1MDB-P	Modern Brushed Gold	Zinc	12in.	12 1/2in.	25/32in.	1 11/32in.	29/32in.	15/32in.	10
8119-1026-P	Polished Chrome	Zinc	12in.	12 1/2in.	25/32in.	1 11/32in.	29/32in.	15/32in.	10
8113-1VTN-P	Vintage Nickel	Zinc	12in.	12 1/2in.	25/32in.	1 11/32in.	29/32in.	15/32in.	10

## Subtle Surge 12in. CC

Part No.	Finish	Material	CC	Length	Width	Height/Projection	Hand Clearance	Base	Page No.
1266-1BPN-P	Brushed Nickel	Zinc	12in.	12 5/8in.	11/16in.	1 5/8in.	1 1/16in.	5/8in.	12
1269-1055-P	Matte Black	Zinc	12in.	12 5/8in.	11/16in.	1 5/8in.	1 1/16in.	5/8in.	12
1270-1MDB-P	Modern Brushed Gold	Zinc	12in.	12 5/8in.	11/16in.	1 5/8in.	1 1/16in.	5/8in.	12
1268-1014-P	Polished Nickel	Zinc	12in.	12 5/8in.	11/16in.	1 5/8in.	1 1/16in.	5/8in.	12
1267-10VB-P	Verona Bronze	Zinc	12in.	12 5/8in.	11/16in.	1 5/8in.	1 1/16in.	5/8in.	12
1271-1VTN-P	Vintage Nickel	Zinc	12in.	12 5/8in.	11/16in.	1 5/8in.	1 1/16in.	5/8in.	12

## Tailored Traditional 12in. CC

Part No.	Finish	Material	CC	Length	Width	Height/Projection	Hand Clearance	Base	Page No.
1302-1BPN-P	Brushed Nickel	Zinc	12in.	13in.	1in.	1 11/16in.	1 1/8in.	1in.	12
1305-1055-P	Matte Black	Zinc	12in.	13in.	1in.	1 11/16in.	1 1/8in.	1in.	12
1306-1MDB-P	Modern Brushed Gold	Zinc	12in.	13in.	1in.	1 11/16in.	1 1/8in.	1in.	12
1304-1014-P	Polished Nickel	Zinc	12in.	13in.	1in.	1 11/16in.	1 1/8in.	1in.	12
1303-10VB-P	Verona Bronze	Zinc	12in.	13in.	1in.	1 11/16in.	1 1/8in.	1in.	12
1307-1VTN-P	Vintage Nickel	Zinc	12in.	13in.	1in.	1 11/16in.	1 1/8in.	1in.	12

# SPEC DATA

## Vested Interest 12in. CC

Part No.	Finish	Material	CC	Length	Width	Height/Projection	Hand Clearance	Base	Page No.
2335-1BPN-P	Brushed Nickel	Zinc	12in.	13 1/16in.	1 5/16in.	1 3/4in.	1 1/4in.	3/8in.	12
2336-10VB-P	Verona Bronze	Zinc	12in.	13 1/16in.	1 5/16in.	1 3/4in.	1 1/4in.	3/8in.	12
2373-1VTN-P	Vintage Nickel	Zinc	12in.	13 1/16in.	1 5/16in.	1 3/4in.	1 1/4in.	3/8in.	12

## Elevate 320mm CC

Part No.	Finish	Material	CC	Length	Width	Height/Projection	Hand Clearance	Base	Page No.
2093-4BPN-P	Brushed Nickel	Aluminum	320mm	13 1/8in.	3/4in.	1 1/8in.	5/16in.	9/16in.	14
2113-4GPH-P	Graphite	Aluminum	320mm	13 1/8in.	3/4in.	1 1/8in.	5/16in.	9/16in.	14
2120-4055-P	Matte Black	Aluminum	320mm	13 1/8in.	3/4in.	1 1/8in.	5/16in.	9/16in.	14
2127-4026-P	Polished Chrome	Aluminum	320mm	13 1/8in.	3/4in.	1 1/8in.	5/16in.	9/16in.	14
2106-40SG-P	Satin Gold	Aluminum	320mm	13 1/8in.	3/4in.	1 1/8in.	5/16in.	9/16in.	14
2094-40VB-P	Verona Bronze	Aluminum	320mm	13 1/8in.	3/4in.	1 1/8in.	5/16in.	9/16in.	14

## Meadow 448mm CC

Part No.	Finish	Material	CC	Length	Width	Height/Projection	Hand Clearance	Base	Page No.
2302-4BPN-P	Brushed Nickel	Aluminum	448mm	19 1/4in.	2 5/32in.	1 1/4in.	3 1/32in.	1 7/32in.	14
2285-4GPH-P	Graphite	Aluminum	448mm	19 1/4in.	2 5/32in.	1 1/4in.	3 1/32in.	1 7/32in.	14
2292-4055-P	Matte Black	Aluminum	448mm	19 1/4in.	2 5/32in.	1 1/4in.	3 1/32in.	1 7/32in.	14
2299-4026-P	Polished Chrome	Aluminum	448mm	19 1/4in.	2 5/32in.	1 1/4in.	3 1/32in.	1 7/32in.	14
2278-40SG-P	Satin Gold	Aluminum	448mm	19 1/4in.	2 5/32in.	1 1/4in.	3 1/32in.	1 7/32in.	14
2301-40VB-P	Verona Bronze	Aluminum	448mm	19 1/4in.	2 5/32in.	1 1/4in.	3 1/32in.	1 7/32in.	14

## Aspire 18in. CC

Part No.	Finish	Material	CC	Length	Width	Height/Projection	Hand Clearance	Base	Page No.
2148-1BPN-P	Brushed Nickel	Zinc	18in.	18 3/8in.	1 1/2in.	1 13/16in.	1 3/8in.	1/2in.	14
2149-10BT-P	Brushed Tin	Zinc	18in.	18 3/8in.	1 1/2in.	1 13/16in.	1 3/8in.	1/2in.	14
2140-1055-P	Matte Black	Zinc	18in.	18 3/8in.	1 1/2in.	1 13/16in.	1 3/8in.	1/2in.	14
2134-1MDB-P	Modern Brushed Gold	Zinc	18in.	18 3/8in.	1 1/2in.	1 13/16in.	1 3/8in.	1/2in.	14
2147-1026-P	Polished Chrome	Zinc	18in.	18 3/8in.	1 1/2in.	1 13/16in.	1 3/8in.	1/2in.	14
2150-10VB-P	Verona Bronze	Zinc	18in.	18 3/8in.	1 1/2in.	1 13/16in.	1 3/8in.	1/2in.	14

## Brookridge 18in. CC

Part No.	Finish	Material	CC	Length	Width	Height/Projection	Hand Clearance	Base	Page No.
2657-1BPN-P	Brushed Nickel	Zinc	18in.	18 25/32in.	1 5/16in.	2in.	1 1/2in.	2 3/32in.	16
2658-1055-P	Matte Black	Zinc	18in.	18 25/32in.	1 5/16in.	2in.	1 1/2in.	2 3/32in.	16
2659-1MDB-P	Modern Brushed Gold	Zinc	18in.	18 25/32in.	1 5/16in.	2in.	1 1/2in.	2 3/32in.	16

# SPEC DATA

## Designers' Group Ten 18in. CC

Part No.	Finish	Material	CC	Length	Width	Height/Projection	Hand Clearance	Base	Page No.
4154-1014-P	Polished Nickel	Zinc	18in.	19 1/4in.	1 1/16in.	1 5/8in.	1 3/8in.	1 3/8in.	16

## Domestic Bliss 18in. CC

Part No.	Finish	Material	CC	Length	Width	Height/Projection	Hand Clearance	Base	Page No.
2419-1BPN-P	Brushed Nickel	Zinc	18in.	19 5/32in.	1 3/16in.	2 5/32in.	1 1/2in.	1 5/32in.	16
2420-1055-P	Matte Black	Zinc	18in.	19 5/32in.	1 3/16in.	2 5/32in.	1 1/2in.	1 5/32in.	16
2421-1MDB-P	Modern Brushed Gold	Zinc	18in.	19 5/32in.	1 3/16in.	2 5/32in.	1 1/2in.	1 5/32in.	16

## Elevate 18in. CC

Part No.	Finish	Material	CC	Length	Width	Height/Projection	Hand Clearance	Base	Page No.
2101-4BPN-P	Brushed Nickel	Aluminum	18in.	19 5/16in.	1 3/16in.	2in.	1 3/8in.	1 3/16in.	18
2114-4GPH-P	Graphite	Aluminum	18in.	19 5/16in.	1 3/16in.	2in.	1 3/8in.	1 3/16in.	18
2121-4055-P	Matte Black	Aluminum	18in.	19 5/16in.	1 3/16in.	2in.	1 3/8in.	1 3/16in.	18
2128-4026-P	Polished Chrome	Aluminum	18in.	19 5/16in.	1 3/16in.	2in.	1 3/8in.	1 3/16in.	18
2107-40SG-P	Satin Gold	Aluminum	18in.	19 5/16in.	1 3/16in.	2in.	1 3/8in.	1 3/16in.	18
2100-40VB-P	Verona Bronze	Aluminum	18in.	19 5/16in.	1 3/16in.	2in.	1 3/8in.	1 3/16in.	18

## Forté 18in. CC

Part No.	Finish	Material	CC	Length	Width	Height/Projection	Hand Clearance	Base	Page No.
8297-1BPN-P	Brushed Nickel	Zinc	18in.	19in.	1 1/8in.	2 1/2in.	1 3/8in.	1in.	18
8299-1ORB-P	Oil Rubbed Bronze	Zinc	18in.	19in.	1 1/8in.	2 1/2in.	1 3/8in.	1in.	18
8298-1VB-P	Verona Bronze	Zinc	18in.	19in.	1 1/8in.	2 1/2in.	1 3/8in.	1in.	18
8300-1WN-P	Weathered Nickel	Zinc	18in.	19in.	1 1/8in.	2 1/2in.	1 3/8in.	1in.	18

## Hearthstone 18in. CC

Part No.	Finish	Material	CC	Length	Width	Height/Projection	Hand Clearance	Base	Page No.
2168-1BPN-P	Brushed Nickel	Zinc	18in.	19 1/4in.	1 1/16in.	1 5/8in.	1 3/8in.	1 3/8in.	18
2169-1055-P	Matte Black	Zinc	18in.	19 1/4in.	1 1/16in.	1 5/8in.	1 3/8in.	1 3/8in.	18
2157-1MDB-P	Modern Brushed Gold	Zinc	18in.	19 1/4in.	1 1/16in.	1 5/8in.	1 3/8in.	1 3/8in.	18
2167-10VB-P	Verona Bronze	Zinc	18in.	19 1/4in.	1 1/16in.	1 5/8in.	1 3/8in.	1 3/8in.	18
2165-1VTN-P	Vintage Nickel	Zinc	18in.	19 1/4in.	1 1/16in.	1 5/8in.	1 3/8in.	1 3/8in.	18

# SPEC DATA

## Metro 18in. CC

Part No.	Finish	Material	CC	Length	Width	Height/Projection	Hand Clearance	Base	Page No.
9860-1BPN-P	Brushed Nickel	Zinc	18in.	18 ¼in.	1 ½in.	2 ¾in.	1 2 5/16in.	2 3/32in.	20
9861-1055-P	Matte Black	Zinc	18in.	18 ¼in.	1 ½in.	2 ¾in.	1 2 5/16in.	2 3/32in.	20
9912-1MDB-P	Modern Brushed Gold	Zinc	18in.	18 ¼in.	1 ½in.	2 ¾in.	1 2 5/16in.	2 3/32in.	20
9916-1026-P	Polished Chrome	Zinc	18in.	18 ¼in.	1 ½in.	2 ¾in.	1 2 5/16in.	2 3/32in.	20
9973-1SLT-P	Slate	Zinc	18in.	18 ¼in.	1 ½in.	2 ¾in.	1 2 5/16in.	2 3/32in.	20

## Radial Reign 18in. CC

Part No.	Finish	Material	CC	Length	Width	Height/Projection	Hand Clearance	Base	Page No.
5136-4BPN-P	Brushed Nickel	Aluminum	18in.	21 1 5/32in.	1 ½in.	2 7/32in.	1 9/32in.	1 9/32in.	20
5137-4055-P	Matte Black	Aluminum	18in.	21 1 5/32in.	1 ½in.	2 7/32in.	1 9/32in.	1 9/32in.	20
5140-455BPN-P	Matte Black and Brushed Nickel	Aluminum	18in.	21 1 5/32in.	1 ½in.	2 7/32in.	1 9/32in.	1 9/32in.	20
5138-455MDB-P	Matte Black and Modern Brushed Gold	Aluminum	18in.	21 1 5/32in.	1 ½in.	2 7/32in.	1 9/32in.	1 9/32in.	20
5139-4MDB-P	Modern Brushed Gold	Aluminum	18in.	21 1 5/32in.	1 ½in.	2 7/32in.	1 9/32in.	1 9/32in.	20

## Rivet Rebel 18in. CC

Part No.	Finish	Material	CC	Length	Width	Height/Projection	Hand Clearance	Base	Page No.
5133-4BPN-P	Brushed Nickel	Aluminum	18in.	21 1 5/32in.	7/8in.	2 5/32in.	2 3/32in.	9/16in.	20
5134-4055-P	Matte Black	Aluminum	18in.	21 1 5/32in.	7/8in.	2 5/32in.	2 3/32in.	9/16in.	20
5132-455MDB-P	Matte Black and Modern Brushed Gold	Aluminum	18in.	21 1 5/32in.	7/8in.	2 5/32in.	2 3/32in.	9/16in.	20
5135-4MDB-P	Modern Brushed Gold	Aluminum	18in.	21 1 5/32in.	7/8in.	2 5/32in.	2 3/32in.	9/16in.	20

## Subtle Surge 18in. CC

Part No.	Finish	Material	CC	Length	Width	Height/Projection	Hand Clearance	Base	Page No.
1115-1BPN-P	Brushed Nickel	Zinc	18in.	18 7/16in.	2 5/32in.	2 3/32in.	1 3/8in.	1 1/32in.	22
1119-1055-P	Matte Black	Zinc	18in.	18 7/16in.	2 5/32in.	2 3/32in.	1 3/8in.	1 1/32in.	22
1114-1MDB-P	Modern Brushed Gold	Zinc	18in.	18 7/16in.	2 5/32in.	2 3/32in.	1 3/8in.	1 1/32in.	22
1116-1014-P	Polished Nickel	Zinc	18in.	18 7/16in.	2 5/32in.	2 3/32in.	1 3/8in.	1 1/32in.	22
1117-10VB-P	Verona Bronze	Zinc	18in.	18 7/16in.	2 5/32in.	2 3/32in.	1 3/8in.	1 1/32in.	22
1118-1VTN-P	Vintage Nickel	Zinc	18in.	18 7/16in.	2 5/32in.	2 3/32in.	1 3/8in.	1 1/32in.	22

## Swagger 18in. CC

Part No.	Finish	Material	CC	Length	Width	Height/Projection	Hand Clearance	Base	Page No.
2416-1098-P	Black Nickel	Zinc	18in.	18 2 3/32in.	2 7/32in.	1 2 5/32in.	1 1 1/32in.	2 3/32in.	22
2413-1BPN-P	Brushed Nickel	Zinc	18in.	18 2 3/32in.	2 7/32in.	1 2 5/32in.	1 1 1/32in.	2 3/32in.	22
2417-1055-P	Matte Black	Zinc	18in.	18 2 3/32in.	2 7/32in.	1 2 5/32in.	1 1 1/32in.	2 3/32in.	22
2415-1MDB-P	Modern Brushed Gold	Zinc	18in.	18 2 3/32in.	2 7/32in.	1 2 5/32in.	1 1 1/32in.	2 3/32in.	22



# SHOWROOM DISPLAYS

Scan the QR code above for more details!

## Berenson's showroom display option, premium boards available!

Our high-end presentation option includes our Appliance Pull display board. Featured on this board in trending finishes, are our longest appliance pulls from some of our most popular collections.

There will be an additional Appliance Pull display board launching spring 2024 featuring the new 18in. CC lengths shown in this supplement.

For more information or to order contact: [Sales@BerensonHardware.com](mailto:Sales@BerensonHardware.com) | 800.333.0578



Appliance Pull Premium Display Board 01

0520-6000-03

Featuring the Swagger Collection in 18in. Appliance Pulls







2495 Main Street, Suite 111 Buffalo, NY 14214-2152  
Phone: 800.333.0578 | Fax: 716.833.2402  
Email: [Info@BerensonHardware.com](mailto:Info@BerensonHardware.com)  
[BerensonHardware.com](http://BerensonHardware.com)

© 2024 Berenson Corp

24.02  
0533-MARK-01

## FOLLOW US ON SOCIAL MEDIA!



Scan the QR code for easy access to our social media pages.

